
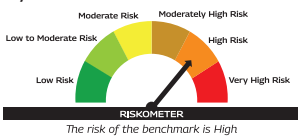

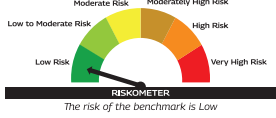
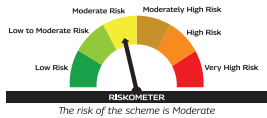
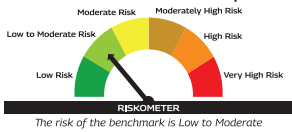


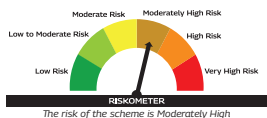
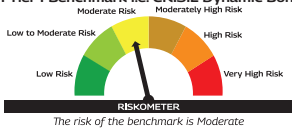

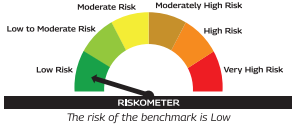


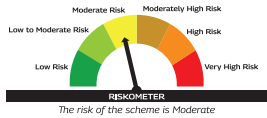



Scheme Name and Type	Product Suitability	Scheme Riskometers	Benchmark Riskometers
	<b>This Product is Suitable for investors who are seeking*</b>		
<b>Mahindra Manulife Business Cycle Fund</b> (An open ended equity scheme following business cycles based investing theme)	<ul style="list-style-type: none"> <li>Long term capital appreciation.</li> <li>Investment predominantly in equity and equity related instruments of business cycle based theme.</li> </ul>	 <p>The risk of the scheme is Very High</p>	<p>As per AMFI Tier I Benchmark i.e. NIFTY 500 TRI</p>  <p>The risk of the benchmark is Very High</p>
<b>Mahindra Manulife Manufacturing Fund</b> (An open-ended equity scheme following manufacturing theme)	<ul style="list-style-type: none"> <li>Long term capital appreciation.</li> <li>Investment in equity and equity-related securities of companies engaged in manufacturing theme.</li> </ul>	 <p>The risk of the scheme is Very High</p>	<p>As per AMFI Tier I Benchmark i.e. BSE India Manufacturing TRI</p>  <p>The risk of the benchmark is Very High</p>
<b>Mahindra Manulife Value Fund</b> (An open-ended equity scheme following a value investment strategy)	<ul style="list-style-type: none"> <li>Capital appreciation over long term</li> <li>Investment predominantly in a portfolio of equity and equity related securities by following a value investment strategy.</li> </ul>	 <p>The risk of the scheme is Very High</p>	<p>As per AMFI Tier I Benchmark i.e. Nifty 500 TRI</p>  <p>The risk of the benchmark is Very High</p>
<b>Mahindra Manulife Banking &amp; Financial Services Fund</b> (An open-ended equity scheme investing in banking & financial services sector)	<ul style="list-style-type: none"> <li>Long term capital appreciation</li> <li>Investment predominantly in a portfolio of equity and equity related securities of companies engaged in banking and financial services activities</li> </ul>	 <p>The risk of the scheme is Very High</p>	<p>As per AMFI Tier 1 Benchmark i.e. Nifty Financial Services TRI</p>  <p>The risk of the benchmark is Very High</p>
<b>Mahindra Manulife Asia Pacific REITs FOF</b> (An open ended fund of fund scheme investing in Manulife Global Fund - Asia Pacific REIT Fund)	<ul style="list-style-type: none"> <li>Capital appreciation over long term</li> <li>Investments in units of Manulife Global Fund - Asia Pacific REIT Fund</li> </ul>	 <p>The risk of the scheme is Very High</p>	<p>FTSE EPRA Nareit Asia ex Japan REITs Index</p>  <p>The risk of the benchmark is Very High</p>
<b>Mahindra Manulife Equity Savings Fund</b> (An open ended scheme investing in equity, arbitrage and debt)	<ul style="list-style-type: none"> <li>Long term capital appreciation and generation of income</li> <li>Investment in equity and equity related instruments, arbitrage opportunities and debt and money market instruments.</li> </ul>	 <p>The risk of the scheme is Moderately High</p>	<p>As per AMFI Tier I Benchmark i.e. Nifty Equity Savings TRI</p>  <p>The risk of the benchmark is Moderate</p>
<b>Mahindra Manulife Aggressive Hybrid Fund</b> (An open ended hybrid scheme investing predominantly in equity and equity related instruments)	<ul style="list-style-type: none"> <li>Long term capital appreciation and generation of income;</li> <li>Investment in equity and equity related instruments and debt and money market instruments</li> </ul>	 <p>The risk of the scheme is Very High</p>	<p>As per AMFI Tier I Benchmark i.e. CRISIL Hybrid 35+65 Aggressive Index</p>  <p>The risk of the benchmark is High</p>
<b>Mahindra Manulife Balanced Advantage Fund</b> (An open ended dynamic asset allocation fund)	<ul style="list-style-type: none"> <li>Capital Appreciation while generating income over medium to long term;</li> <li>Investments in a dynamically managed portfolio of equity and equity related instruments and debt and money market instruments.</li> </ul>	 <p>The risk of the scheme is Very High</p>	<p>As per AMFI Tier I Benchmark i.e. Nifty 50 Hybrid Composite Debt 50: 50 Index TRI</p>  <p>The risk of the benchmark is High</p>
*Investors should consult their financial advisers if in doubt about whether the product is suitable for them.			

Scheme Name and Type	Product Suitability	Scheme Riskometers	Benchmark Riskometers
	<b>This Product is Suitable for investors who are seeking*</b>		
<b>Mahindra Manulife Multi Asset Allocation Fund</b> (An open ended scheme investing in Equity, Debt, Gold/Silver Exchange Traded Funds (ETFs) and Exchange Traded Commodity Derivatives)	<ul style="list-style-type: none"> <li>Capital Appreciation while generating income over long term.</li> <li>Investments across equity and equity related instruments, debt and money market instruments, units of Gold/Silver Exchange Traded Funds (ETFs) and Exchange Traded Commodity Derivatives.</li> </ul>	 <p>The risk of the scheme is Very High</p>	<b>As per AMFI Tier I Benchmark i.e. 45% NIFTY 500 TRI + 40% CRISIL Composite Bond Index + 10% Domestic Price of Physical Gold + 5% Domestic Price of Silver</b>  <p>The risk of the benchmark is High</p>
<b>Mahindra Manulife Arbitrage Fund</b> (An open ended scheme investing in arbitrage opportunities)	<ul style="list-style-type: none"> <li>Income over short term.</li> <li>Income through arbitrage opportunities between cash and derivative market and arbitrage opportunities within the derivative segment.</li> </ul>	 <p>The risk of the scheme is Low</p>	<b>As per AMFI Tier I Benchmark i.e. Nifty 50 Arbitrage TRI</b>  <p>The risk of the benchmark is Low</p>
<b>Mahindra Manulife Liquid Fund</b> (An open ended liquid scheme. A relatively low interest rate risk and moderate credit risk)	<ul style="list-style-type: none"> <li>Regular income over short term</li> <li>Investment in money market and debt instruments</li> </ul>	 <p>The risk of the scheme is Moderate</p>	<b>As per AMFI Tier I Benchmark i.e. CRISIL Liquid Debt A-I Index</b>  <p>The risk of the benchmark is Low to Moderate</p>
<b>Mahindra Manulife Low Duration Fund</b> (An open ended low duration debt scheme investing in instruments such that the Macaulay duration of the Portfolio is between 6 months and 12 months (please refer to page no. 19 of SID). A relatively low interest rate risk and moderate credit risk)	<ul style="list-style-type: none"> <li>Regular Income over short term.</li> <li>Investment in debt and money market instruments.</li> </ul>	 <p>The risk of the scheme is Moderate</p>	<b>As per AMFI Tier I Benchmark i.e. CRISIL Low Duration Debt A-I Index</b>  <p>The risk of the benchmark is Low to Moderate</p>
<b>Mahindra Manulife Dynamic Bond Fund</b> (An open ended dynamic debt scheme investing across duration. A relatively high interest rate risk and moderate credit risk)	<ul style="list-style-type: none"> <li>To generate regular returns and capital appreciation through active management of portfolio.</li> <li>Investments in debt &amp; money market instruments across duration.</li> </ul>	 <p>The risk of the scheme is Moderately High</p>	<b>As per AMFI Tier I Benchmark i.e. CRISIL Dynamic Bond A-III Index</b>  <p>The risk of the benchmark is Moderate</p>
<b>Mahindra Manulife Overnight Fund</b> (An open ended debt scheme investing in overnight securities. A relatively low interest rate risk and relatively low credit risk)	<ul style="list-style-type: none"> <li>To generate reasonable returns with high levels of safety and convenience of liquidity over short term</li> <li>To invest in debt and money market instruments having maturity of upto 1 business day</li> </ul>	 <p>The risk of the scheme is Low</p>	<b>As per AMFI Tier I Benchmark i.e. CRISIL Liquid Overnight Index</b>  <p>The risk of the benchmark is Low</p>
<b>Mahindra Manulife Ultra Short Duration Fund</b> (An open ended ultra-short term debt scheme investing in instruments such that the Macaulay duration of the portfolio is between 3 to 6 months (please refer to page no. 17 of SID). A relatively low interest rate risk and moderate credit risk)	<ul style="list-style-type: none"> <li>Regular Income over short term.</li> <li>Investment in a portfolio of short term debt and money market instruments.</li> </ul>	 <p>The risk of the benchmark is Low to Moderate</p>	<b>As per AMFI Tier I Benchmark i.e. CRISIL Ultra Short Duration Debt A-I Index</b>  <p>The risk of the benchmark is Low to Moderate</p>
<b>Mahindra Manulife Short Duration Fund</b> (An open ended short term debt scheme investing in instruments such that the Macaulay duration of the portfolio is between 1 year and 3 years (please refer to page no. 19 of SID). A moderate interest rate risk and moderate credit risk)	<ul style="list-style-type: none"> <li>Income over short to medium term.</li> <li>Investment in debt and money market instruments.</li> </ul>	 <p>The risk of the scheme is Moderate</p>	<b>As per AMFI Tier I Benchmark i.e. CRISIL Short Duration Debt A-II Index</b>  <p>The risk of the benchmark is Low to Moderate</p>
*Investors should consult their financial advisers if in doubt about whether the product is suitable for them.			

## Fund Performance as on September 30, 2025

Mahindra Manulife ELSS Tax Saver Fund Managed by Ms. Fatema Pacha & Mr. Manish Lodha	CAGR Returns (%)				Value of Investment of ₹ 10,000*				NAV / Index Value (as on September 30, 2025)
	1 Year	3 Years	5 Years	Since Inception	1 Year (₹)	3 Years (₹)	5 Years (₹)	Since Inception	
Regular Plan - Growth Option	-4.28	14.81	20.54	12.22	9,572	15,140	25,460	28,088	28.0876
Direct Plan - Growth Option	-2.78	16.66	22.52	14.28	9,722	15,885	27,628	33,048	33.0478
Nifty 500 TRI <sup>^</sup>	-5.28	16.38	20.70	14.42	9,472	15,771	25,630	33,411	36,240.26
Nifty 50 TRI <sup>^^</sup>	-3.45	14.21	18.36	13.73	9,655	14,904	23,241	31,650	36,992.70

<sup>^</sup>Benchmark <sup>^^</sup>Additional Benchmark. CAGR - Compounded Annual Growth Rate. Inception/Allotment date: 18-Oct-16. **Past performance may or may not be sustained in future and should not be used as a basis of comparison with other investments.** Since inception returns of the scheme is calculated on face value of Rs. 10 invested at inception. The performance details provided above are of Growth Option under Regular and Direct Plan. Different Plans ie Regular Plan and Direct Plan under the scheme has different expense structure. Ms. Fatema Pacha is managing this scheme since October 16, 2020. Mr. Manish Lodha is managing this scheme since December 21, 2020. \*Based on standard investment of Rs. 10,000 made at the beginning of the relevant period.

Mahindra Manulife Multi Cap Fund Managed by Mr. Manish Lodha & Ms. Fatema Pacha	CAGR Returns (%)				Value of Investment of ₹ 10,000*				NAV / Index Value (as on September 30, 2025)
	1 Year	3 Years	5 Years	Since Inception	1 Year (₹)	3 Years (₹)	5 Years (₹)	Since Inception	
Regular Plan - Growth Option	-6.67	18.86	24.83	15.88	9,333	16,799	30,326	34,462	34.4617
Direct Plan - Growth Option	-5.37	20.68	26.88	17.99	9,463	17,586	32,902	40,101	40.1005
Nifty 500 Multicap 50:25:25 TRI <sup>^</sup>	-5.71	18.63	23.38	14.52	9,429	16,705	28,608	31,215	20,628.06
Nifty 50 TRI <sup>^^</sup>	-3.45	14.21	18.36	13.54	9,655	14,904	23,241	29,028	36,992.70

<sup>^</sup>Benchmark <sup>^^</sup>Additional Benchmark. CAGR - Compounded Annual Growth Rate. Inception/Allotment date: 11-May-17. **Past performance may or may not be sustained in future and should not be used as a basis of comparison with other investments.** Since inception returns of the scheme is calculated on face value of Rs. 10 invested at inception. The performance details provided above are of Growth Option under Regular and Direct Plan. Different Plans ie Regular Plan and Direct Plan under the scheme has different expense structure. Mr. Manish Lodha is managing this scheme since December 21, 2020. Ms. Fatema Pacha is managing this scheme since October 16, 2020. \*Based on standard investment of Rs. 10,000 made at the beginning of the relevant period.

Mahindra Manulife Mid Cap Fund Managed by Ms. Kirti Dalvi, Mr. Krishna Sanghavi & Mr. Manish Lodha	CAGR Returns (%)				Value of Investment of ₹ 10,000*				NAV / Index Value (as on September 30, 2025)
	1 Year	3 Years	5 Years	Since Inception	1 Year (₹)	3 Years (₹)	5 Years (₹)	Since Inception	
Regular Plan - Growth Option	-8.43	22.67	26.48	16.53	9,157	18,470	32,385	32,331	32.3313
Direct Plan - Growth Option	-7.13	24.53	28.48	18.47	9,287	19,321	35,030	36,692	36.6921
Nifty Midcap 150 TRI <sup>^</sup>	-5.18	22.44	27.45	15.94	9,482	18,365	33,655	31,097	26,732.20
Nifty 50 TRI <sup>^^</sup>	-3.45	14.21	18.36	12.39	9,655	14,904	23,241	24,506	36,992.70

<sup>^</sup>Benchmark <sup>^^</sup>Additional Benchmark. CAGR - Compounded Annual Growth Rate. Inception/Allotment date: 30-Jan-18. **Past performance may or may not be sustained in future and should not be used as a basis of comparison with other investments.** Since inception returns of the scheme is calculated on face value of Rs. 10 invested at inception. The performance details provided above are of Growth Option under Regular and Direct Plan. Different Plans ie Regular Plan and Direct Plan under the scheme has different expense structure. \*Based on standard investment of Rs. 10,000 made at the beginning of the relevant period. Mr. Krishna Sanghavi is managing this scheme since October 24, 2024. Mr. Manish Lodha is managing this scheme since December 21, 2020. Ms. Kirti Dalvi is managing this scheme since December 03, 2024.

Mahindra Manulife Consumption Fund Managed by Mr. Navin Matta & Ms. Fatema Pacha	CAGR Returns (%)				Value of Investment of ₹ 10,000*				NAV / Index Value (as on September 30, 2025)
	1 Year	3 Years	5 Years	Since Inception	1 Year (₹)	3 Years (₹)	5 Years (₹)	Since Inception	
Regular Plan - Growth Option	-9.79	14.93	20.05	12.74	9,021	15,186	24,945	22,826	22.8257
Direct Plan - Growth Option	-8.22	16.87	22.04	14.68	9,178	15,971	27,085	25,674	25.6739
Nifty India Consumption TRI <sup>^</sup>	-4.99	16.39	20.56	15.92	9,501	15,774	25,479	27,649	15,248.58
Nifty 50 TRI <sup>^^</sup>	-3.45	14.21	18.36	14.40	9,655	14,904	23,241	25,248	36,992.70

<sup>^</sup>Benchmark <sup>^^</sup>Additional Benchmark. CAGR - Compounded Annual Growth Rate. Inception/Allotment date: 13-Nov-18. **Past performance may or may not be sustained in future and should not be used as a basis of comparison with other investments.** Since inception returns of the scheme is calculated on face value of Rs. 10 invested at inception. The performance details provided above are of Growth Option under Regular and Direct Plan. Different Plans ie Regular Plan and Direct Plan under the scheme has different expense structure. \*Based on standard investment of Rs. 10,000 made at the beginning of the relevant period. Mr. Navin Matta is managing this scheme since October 24, 2024. Ms. Fatema Pacha is managing this scheme since December 21, 2020.

Mahindra Manulife Large Cap Fund Managed by Ms. Fatema Pacha	CAGR Returns (%)				Value of Investment of ₹ 10,000*				NAV / Index Value (as on September 30, 2025)
	1 Year	3 Years	5 Years	Since Inception	1 Year (₹)	3 Years (₹)	5 Years (₹)	Since Inception	
Regular Plan - Growth Option	-5.62	13.60	18.39	13.18	9,438	14,667	23,271	22,509	22.5085
Direct Plan - Growth Option	-4.03	15.58	20.49	15.25	9,597	15,446	25,407	25,338	25.3376
Nifty 100 TRI <sup>^</sup>	-4.81	14.40	18.64	13.95	9,519	14,979	23,517	23,527	34,732.35
BSE Sensex TRI <sup>^^</sup>	-3.63	13.21	17.50	13.46	9,637	14,513	22,407	22,876	1,25,751.81

<sup>^</sup>Benchmark <sup>^^</sup>Additional Benchmark. CAGR - Compounded Annual Growth Rate. Inception/Allotment date: 15-Mar-2019. **Past performance may or may not be sustained in future and should not be used as a basis of comparison with other investments.** Since inception returns of the scheme is calculated on face value of Rs. 10 invested at inception. The performance details provided above are of Growth Option under Regular and Direct Plan. Different Plans ie Regular Plan and Direct Plan under the scheme has different expense structure. Ms. Fatema Pacha is managing this scheme since December 21, 2020. \*Based on standard investment of Rs. 10,000 made at the beginning of the relevant period.

## Fund Performance as on September 30, 2025

Mahindra Manulife Large & Mid Cap Fund Managed by Mr. Manish Lodha	CAGR Returns (%)				Value of Investment of ₹ 10,000*				NAV / Index Value (as on September 30, 2025)
	1 Year	3 Years	5 Years	Since Inception	1 Year (₹)	3 Years (₹)	5 Years (₹)	Since Inception	
Regular Plan - Growth Option	-8.15	15.61	21.61	18.18	9,185	15,456	26,612	26,162	26.1624
Direct Plan - Growth Option	-6.77	17.48	23.73	20.26	9,323	16,221	29,019	28,915	28.9147
Nifty Large Midcap 250 TRI <sup>^</sup>	-4.87	18.50	23.11	19.43	9,513	16,650	28,297	27,784	20,666.09
Nifty 50 TRI <sup>^^</sup>	-3.45	14.21	18.36	14.23	9,655	14,904	23,241	21,508	36,992.70

<sup>^</sup>Benchmark <sup>^^</sup>Additional Benchmark. CAGR - Compounded Annual Growth Rate. Inception/Allotment date: 30-Dec-19. **Past performance may or may not be sustained in future and should not be used as a basis of comparison with other investments.** Since inception returns of the scheme is calculated on face value of Rs. 10 invested at inception. The performance details provided above are of Growth Option under Regular and Direct Plan. Different Plans i.e Regular Plan and Direct Plan under the scheme has different expense structure. \*Based on standard investment of Rs. 10,000 made at the beginning of the relevant period. Mr. Manish Lodha is managing this scheme since December 21, 2020.

Mahindra Manulife Focused Fund Managed by Mr. Krishna Sanghavi & Ms. Fatema Pacha	CAGR Returns (%)			Value of Investment of ₹ 10,000*			NAV / Index Value (as on September 30, 2025)
	1 Year	3 Years	Since Inception	1 Year (₹)	3 Years (₹)	Since Inception	
Regular Plan - Growth Option	-7.35	19.49	21.74	9,265	17,067	26,067	26.0673
Direct Plan - Growth Option	-5.87	21.52	24.04	9,413	17,954	28,561	28.5610
Nifty 500 TRI <sup>^</sup>	-5.28	16.38	18.34	9,472	15,771	22,711	36,240.26
Nifty 50 TRI <sup>^^</sup>	-3.45	14.21	15.60	9,655	14,904	20,261	36,992.70

<sup>^</sup>Benchmark <sup>^^</sup>Additional Benchmark. CAGR - Compounded Annual Growth Rate. Inception/Allotment date: 17-Nov-20. **Past performance may or may not be sustained in future and should not be used as a basis of comparison with other investments.** Since inception returns of the scheme is calculated on face value of Rs. 10 invested at inception. The performance details provided above are of Growth Option under Regular and Direct Plan. Different Plans i.e Regular Plan and Direct Plan under the scheme has different expense structure. \*Based on standard investment of Rs. 10,000 made at the beginning of the relevant period. Ms. Fatema Pacha is managing this scheme since December 21, 2020.

Mahindra Manulife Flexi Cap Fund Managed by Ms. Fatema Pacha & Mr. Manish Lodha	CAGR Returns (%)			Value of Investment of ₹ 10,000*			NAV / Index Value (as on September 30, 2025)
	1 Year	3 Years	Since Inception	1 Year (₹)	3 Years (₹)	Since Inception	
Regular Plan - Growth Option	-5.02	16.68	12.06	9,498	15,893	15,960	15.9749
Direct Plan - Growth Option	-3.45	18.71	14.13	9,655	16,737	17,205	17.2219
Nifty 500 TRI <sup>^</sup>	-5.28	16.38	13.82	9,472	15,771	17,017	36,240.26
Nifty 50 TRI <sup>^^</sup>	-3.45	14.21	11.55	9,655	14,904	15,665	36,992.70

<sup>^</sup>Benchmark <sup>^^</sup>Additional Benchmark. CAGR - Compounded Annual Growth Rate. Inception/Allotment date: 23-Aug-21. **Past performance may or may not be sustained in future and should not be used as a basis of comparison with other investments.** Since inception returns of the scheme is calculated on face value of Rs. 10 invested at inception. The performance details provided above are of Growth Option under Regular and Direct Plan. Different Plans i.e Regular Plan and Direct Plan under the scheme has different expense structure. \*Based on standard investment of Rs. 10,000 made at the beginning of the relevant period.

Mahindra Manulife Small Cap Fund Managed by Mr. Vishal Jajoo, Mr. Krishna Sanghavi & Mr. Manish Lodha	CAGR Returns (%)		Value of Investment of ₹ 10,000*		NAV / Index Value (as on September 30, 2025)
	1 Year	Since Inception	1 Year (₹)	Since Inception	
Regular Plan - Growth Option	-11.50	25.70	8,850	18,984	18.9842
Direct Plan - Growth Option	-10.22	27.75	8,978	19,864	19.8638
BSE 250 Small Cap TRI <sup>^</sup>	-9.75	20.89	9,025	17,019	8,325.44
Nifty 50 TRI <sup>^^</sup>	-3.45	12.04	9,655	13,754	36,992.70

<sup>^</sup>Benchmark <sup>^^</sup>Additional Benchmark. CAGR - Compounded Annual Growth Rate. Inception/Allotment date: 12-Dec-22. **Past performance may or may not be sustained in future and should not be used as a basis of comparison with other investments.** Since inception returns of the scheme is calculated on face value of Rs. 10 invested at inception. The performance details provided above are of Growth Option under Regular and Direct Plan. Different Plans i.e Regular Plan and Direct Plan under the scheme has different expense structure. \*Based on standard investment of Rs. 10,000 made at the beginning of the relevant period. Mr. Krishna Sanghavi is managing this scheme since October 24, 2024. Mr. Vishal Jajoo is managing this scheme since December 23, 2024.

Mahindra Manulife Asia Pacific REIT FoF Managed by Mr. Krishna Sanghavi & Mr. Amit Garg	CAGR Returns (%)			Value of Investment of ₹ 10,000*			NAV / Index Value (as on September 30, 2025)
	1 Year	3 Years	Since Inception	1 Year (₹)	3 Years (₹)	Since Inception	
Regular Plan - Growth Option	7.81	7.79	0.09	10,781	12,528	10,036	10.0360
Direct Plan - Growth Option	8.79	8.81	1.06	10,879	12,887	10,426	10.4264
FTSE EPRA Nareit Asia ex Japan REITs Index <sup>^</sup>	10.47	9.32	4.54	11,047	13,069	11,917	3,15,920.58
Nifty 50 TRI <sup>^^</sup>	-3.45	14.21	9.17	9,655	14,904	14,138	36,992.70

<sup>^</sup>Benchmark <sup>^^</sup>Additional Benchmark. CAGR - Compounded Annual Growth Rate. Inception/Allotment date: 20-Oct-21. **Past performance may or may not be sustained in future and should not be used as a basis of comparison with other investments.** Since inception returns of the scheme is calculated on face value of Rs. 10 invested at inception. The performance details provided above are of Growth Option under Regular and Direct Plan. Different Plans i.e Regular Plan and Direct Plan under the scheme has different expense structure. \*Based on standard investment of Rs. 10,000 made at the beginning of the relevant period. Mr. Krishna Sanghavi is managing the scheme since January 01, 2025.

TRI - Total Return Index

## Fund Performance as on September 30, 2025

Mahindra Manulife Equity Savings Fund Managed by Mr. Manish Lodha (Equity), Mr. Renjith Sivaram (Equity) & Mr. Rahul Pal (Debt)	CAGR Returns (%)				Value of Investment of ₹ 10,000*				NAV / Index Value (as on September 30, 2025)
	1 Year	3 Years	5 Years	Since Inception	1 Year (₹)	3 Years (₹)	5 Years (₹)	Since Inception	
Regular Plan - Growth Option	2.54	9.82	11.67	8.75	10,254	13,249	17,372	20,686	20.6856
Direct Plan - Growth Option	4.24	11.69	13.61	10.75	10,424	13,936	18,935	24,222	24.2215
Nifty Equity Savings TRI <sup>^</sup>	3.96	10.06	10.58	9.34	10,396	13,336	16,535	21,679	6,305.72
CRISIL 10 Yr Gilt Index <sup>^^</sup>	7.05	8.48	5.41	5.63	10,705	12,770	13,014	16,076	5,143.54

<sup>^</sup>Benchmark <sup>^^</sup>Additional Benchmark. CAGR - Compounded Annual Growth Rate. Inception/Allotment date: 1-Feb-17. **Past performance may or may not be sustained in future and should not be used as a basis of comparison with other investments.** Since inception returns of the scheme is calculated on face value of Rs. 10 invested at inception. The performance details provided above are of Growth Option under Regular and Direct Plan. Different Plans i.e Regular Plan and Direct Plan under the scheme has different expense structure. \*Based on standard investment of Rs. 10,000 made at the beginning of the relevant period. Mr. Manish Lodha is managing this scheme since December 21, 2020. Mr. Renjith Sivaram is managing this scheme since July 03, 2023.

Mahindra Manulife Aggressive Hybrid Fund Managed by Ms. Fatema Pacha (Equity), Mr. Manish Lodha (Equity), Mr. Rahul Pal (Debt) & Mr. Amit Garg (Debt)	CAGR Returns (%)				Value of Investment of ₹ 10,000*				NAV / Index Value (as on September 30, 2025)
	1 Year	3 Years	5 Years	Since Inception	1 Year (₹)	3 Years (₹)	5 Years (₹)	Since Inception	
Regular Plan - Growth Option	-1.14	16.99	19.67	17.33	9,886	16,018	24,550	26,956	26.9559
Direct Plan - Growth Option	0.42	18.97	21.82	19.45	10,042	16,847	26,841	30,131	30.1309
CRISIL Hybrid 35+65 Aggressive Index <sup>^</sup>	-0.89	13.02	15.21	13.34	9,911	14,440	20,307	21,755	20,605.08
Nifty 50 TRI <sup>^^</sup>	-3.45	14.21	18.36	14.52	9,655	14,904	23,241	23,199	36,992.70

<sup>^</sup>Benchmark <sup>^^</sup>Additional Benchmark. CAGR - Compounded Annual Growth Rate. Inception/Allotment date: 19-Jul-19. **Past performance may or may not be sustained in future and should not be used as a basis of comparison with other investments.** Since inception returns of the scheme is calculated on face value of Rs. 10 invested at inception. The performance details provided above are of Growth Option under Regular and Direct Plan. Different Plans i.e Regular Plan and Direct Plan under the scheme has different expense structure. \*Based on standard investment of Rs. 10,000 made at the beginning of the relevant period. Ms. Fatema Pacha is managing this scheme since October 16, 2020. Mr. Manish Lodha is managing this scheme since December 21, 2020. Mr. Amit Garg is managing the scheme since May 02, 2024.

Mahindra Manulife Balanced Advantage Fund Managed by Mr. Manish Lodha (Equity), Ms. Fatema Pacha (Equity) & Mr. Rahul Pal (Debt)	CAGR Returns (%)			Value of Investment of ₹ 10,000*			NAV / Index Value (as on September 30, 2025)
	1 Year	3 Years	Since Inception	1 Year (₹)	3 Years (₹)	Since Inception	
Regular Plan - Growth Option	-1.37	12.54	9.92	9,863	14,257	14,262	14.2618
Direct Plan - Growth Option	0.28	14.49	11.89	10,028	15,013	15,245	15.2446
Nifty 50 Hybrid Composite Debt 50: 50 Index TRI <sup>^</sup>	1.51	11.07	9.01	10,151	13,708	13,826	16,124.25
Nifty 50 TRI <sup>^^</sup>	-3.45	14.21	11.37	9,655	14,904	14,981	36,992.70

<sup>^</sup>Benchmark <sup>^^</sup>Additional Benchmark. CAGR - Compounded Annual Growth Rate. Inception/Allotment date: 30-Dec-21. **Past performance may or may not be sustained in future and should not be used as a basis of comparison with other investments.** Since inception returns of the scheme is calculated on face value of Rs. 10 invested at inception. The performance details provided above are of Growth Option under Regular and Direct Plan. Different Plans i.e Regular Plan and Direct Plan under the scheme has different expense structure. \*Based on standard investment of Rs. 10,000 made at the beginning of the relevant period.

Mahindra Manulife Arbitrage Fund Managed by Mr. Mitul Doshi (Equity), Mr. Navin Matta (Equity) & Mr. Rahul Pal (Debt)	CAGR Returns (%)				Value of Investment of ₹ 10,000*				NAV / Index Value (as on September 30, 2025)
	1 Year	3 Years	5 Years	Since Inception	1 Year (₹)	3 Years (₹)	5 Years (₹)	Since Inception	
Regular Plan - Growth Option	5.31	5.58	4.45	4.42	10,531	11,771	12,432	12,471	12.4706
Direct Plan - Growth Option	6.15	6.43	5.31	5.28	10,615	12,059	12,953	13,005	13.0045
Nifty 50 Arbitrage <sup>^</sup>	7.87	7.47	6.00	5.97	10,787	12,415	13,387	13,446	2,559.38
CRISIL 1 Yr T-Bill Index <sup>^^</sup>	6.78	7.05	5.63	5.57	10,678	12,271	13,154	13,185	7,874.14

<sup>^</sup>Benchmark <sup>^^</sup>Additional Benchmark. CAGR - Compounded Annual Growth Rate. Inception/Allotment date: 24-Aug-20. **Past performance may or may not be sustained in future and should not be used as a basis of comparison with other investments.** Since inception returns of the scheme is calculated on face value of Rs. 1,000 invested at inception. The performance details provided above are of Growth Option under Regular and Direct Plan. Different Plans i.e Regular Plan and Direct Plan under the scheme has different expense structure. \*Based on standard investment of Rs. 10,000 made at the beginning of the relevant period. Mr. Navin Matta is managing this scheme since October 24, 2024. Mr. Mitul Doshi is managing this scheme since May 02, 2025.

Mahindra Manulife Liquid Fund Managed by Mr. Rahul Pal and Mr. Amit Garg	Simple Annualised Returns (%)			CAGR Returns (%)				Value of Investment of ₹ 10,000*				NAV / Index Value (as on September 30, 2025)
	7 Days	15 Days	30 days	1 Year	3 Years	5 Years	Since Inception	1 Year (₹)	3 Years (₹)	5 Years (₹)	Since Inception	
Regular Plan - Growth Option	6.26	6.08	5.74	6.80	7.01	5.66	6.06	10,680	12,257	13,172	17,232	1,723.5203
Direct Plan - Growth Option	6.37	6.19	5.85	6.92	7.13	5.78	6.19	10,692	12,298	13,246	17,422	1,742.5004
CRISIL Liquid Debt A-I Index <sup>^</sup>	4.81	5.96	5.86	6.72	6.99	5.72	6.01	10,672	12,250	13,207	17,160	4,386.86
CRISIL 1 Yr T-Bill Index <sup>^^</sup>	4.81	5.67	5.12	6.78	7.05	5.63	6.14	10,678	12,271	13,154	17,355	7,874.14

<sup>^</sup>Benchmark <sup>^^</sup>Additional Benchmark. CAGR - Compounded Annual Growth Rate. Inception/Allotment date: 04-Jul-16. **Past performance may or may not be sustained in future and should not be used as a basis of comparison with other investments.** Since inception returns of the scheme is calculated on face value of Rs. 1,000 invested at inception. The performance details provided above are of Growth Option under Regular and Direct Plan. Different Plans i.e Regular Plan and Direct Plan under the scheme has different expense structure. \*Based on standard investment of Rs. 10,000 made at the beginning of the relevant period. Mr. Amit Garg is managing the scheme since June 8, 2020.

## Fund Performance as on September 30, 2025

Mahindra Manulife Manufacturing Fund Managed by Mr. Renjith Sivaram & Mr. Manish Lodha	CAGR Returns (%)		Value of Investment of ₹ 10,000*		NAV / Index Value (as on September 30, 2025)
	1 Year	Since Inception	1 Year (₹)	Since Inception	
Regular Plan - Growth Option	-7.07	-1.98	9,293	9,749	9.7736
Direct Plan - Growth Option	-5.59	-0.41	9,441	9,948	9.9746
BSE India Manufacturing TRI <sup>^</sup>	-8.75	0.26	9,125	10,034	1,042.99
Nifty 50 TRI <sup>^^</sup>	-3.45	4.88	9,655	10,624	36,992.70

<sup>^</sup>Benchmark <sup>^^</sup>Additional Benchmark. CAGR - Compounded Annual Growth Rate. Inception/Allotment date: 24-Jun-24. **Past performance may or may not be sustained in future and should not be used as a basis of comparison with other investments.** Since inception returns of the scheme is calculated on face value of Rs. 10 invested at inception. The performance details provided above are of Growth Option under Regular and Direct Plan. Different Plans i.e Regular Plan and Direct Plan under the scheme has different expense structure. \*Based on standard investment of Rs. 10,000 made at the beginning of the relevant period.

Mahindra Manulife Low Duration Fund Managed by Mr. Rahul Pal	CAGR Returns (%)				Value of Investment of ₹ 10,000*				NAV / Index Value (as on September 30, 2025)
	1 Year	3 Years	5 Years	Since Inception	1 Year (₹)	3 Years (₹)	5 Years (₹)	Since Inception	
Regular Plan - Growth Option	7.29	6.95	5.47	6.06	10,729	12,236	13,055	16,610	1,660.9699
Direct Plan - Growth Option	8.14	7.79	6.31	6.95	10,814	12,528	13,584	17,852	1,785.1897
CRISIL Low Duration Debt A-I Index <sup>^</sup>	7.62	7.47	6.10	6.72	10,762	12,416	13,447	17,520	8,156.45
CRISIL 1 Yr T-Bill Index <sup>^^</sup>	6.78	7.05	5.63	6.08	10,678	12,271	13,154	16,640	7,874.14

<sup>^</sup>Benchmark <sup>^^</sup>Additional Benchmark. CAGR - Compounded Annual Growth Rate. Inception/Allotment date: 15-Feb-17. **Past performance may or may not be sustained in future and should not be used as a basis of comparison with other investments.** Since inception returns of the scheme is calculated on face value of Rs. 1,000 invested at inception. The performance details provided above are of Growth Option under Regular and Direct Plan. Different Plans i.e Regular Plan and Direct Plan under the scheme has different expense structure. \*Based on standard investment of Rs. 10,000 made at the beginning of the relevant period.

Mahindra Manulife Dynamic Bond Fund Managed by Mr. Rahul Pal	CAGR Returns (%)				Value of Investment of ₹ 10,000*				NAV / Index Value (as on September 30, 2025)
	1 Year	3 Years	5 Years	Since Inception	1 Year (₹)	3 Years (₹)	5 Years (₹)	Since Inception	
Regular Plan - Growth Option	5.82	7.04	4.83	5.29	10,582	12,266	12,662	14,431	14.4306
Direct Plan - Growth Option	7.07	8.28	6.01	6.48	10,707	12,697	13,393	15,630	15.6297
CRISIL Dynamic Bond A-III Index <sup>^</sup>	6.58	7.83	6.05	7.76	10,658	12,541	13,415	17,020	5,895.70
CRISIL 10 Yr Gilt Index <sup>^^</sup>	7.05	8.48	5.41	7.06	10,705	12,770	13,014	16,246	5,143.54

<sup>^</sup>Benchmark <sup>^^</sup>Additional Benchmark. CAGR - Compounded Annual Growth Rate. Inception/Allotment date: 20-Aug-18. **Past performance may or may not be sustained in future and should not be used as a basis of comparison with other investments.** Since inception returns of the scheme is calculated on face value of Rs. 10 invested at inception. The performance details provided above are of Growth Option under Regular and Direct Plan. Different Plans i.e Regular Plan and Direct Plan under the scheme has different expense structure. \*Based on standard investment of Rs. 10,000 made at the beginning of the relevant period.

Mahindra Manulife Overnight Fund Managed by Mr. Rahul Pal and Mr. Amit Garg	Simple Annualised Returns (%)			CAGR Returns (%)				Value of Investment of ₹ 10,000*				NAV / Index Value (as on September 30, 2025)
	7 Days	15 Days	30 days	1 Year	3 Years	5 Years	Since Inception	1 Year (₹)	3 Years (₹)	5 Years (₹)	Since Inception	
Regular Plan - Growth Option	5.40	5.37	5.29	6.01	6.35	5.20	4.96	10,601	12,032	12,886	13,500	1,350.0395
Direct Plan - Growth Option	5.50	5.47	5.39	6.12	6.46	5.30	5.07	10,612	12,068	12,951	13,585	1,358.5245
CRISIL Liquid Overnight Index <sup>^</sup>	5.45	5.45	5.38	6.12	6.49	5.34	5.11	10,612	12,080	12,974	13,616	3,551.69
CRISIL 1 Yr T-Bill Index <sup>^^</sup>	4.81	5.67	5.12	6.78	7.05	5.63	5.82	10,678	12,271	13,154	14,193	7,874.14

<sup>^</sup>Benchmark <sup>^^</sup>Additional Benchmark. CAGR - Compounded Annual Growth Rate. Inception/Allotment date: 23-Jul-19. **Past performance may or may not be sustained in future and should not be used as a basis of comparison with other investments.** Since inception returns of the scheme is calculated on face value of Rs. 1,000 invested at inception. The performance details provided above are of Growth Option under Regular and Direct Plan. Different Plans i.e Regular Plan and Direct Plan under the scheme has different expense structure. \*Based on standard investment of Rs. 10,000 made at the beginning of the relevant period. Mr. Amit Garg is managing the scheme since June 8, 2020.

Mahindra Manulife Ultra Short Duration Fund Managed by Mr. Rahul Pal and Mr. Amit Garg	CAGR Returns (%)				Value of Investment of ₹ 10,000*				NAV / Index Value (as on September 30, 2025)
	1 Year	3 Years	5 Years	Since Inception	1 Year (₹)	3 Years (₹)	5 Years (₹)	Since Inception	
Regular Plan - Growth Option	7.14	7.04	5.63	5.77	10,714	12,266	13,151	13,970	1,396.9664
Direct Plan - Growth Option	7.59	7.49	6.07	6.22	10,759	12,422	13,430	14,324	1,432.4026
CRISIL Ultra Short Duration Debt A-I Index <sup>^</sup>	7.22	7.38	6.06	6.08	10,722	12,384	13,421	14,218	8,219.76
CRISIL 1 Yr T-Bill Index <sup>^^</sup>	6.78	7.05	5.63	5.74	10,678	12,271	13,154	13,945	7,874.14

<sup>^</sup>Benchmark <sup>^^</sup>Additional Benchmark. CAGR - Compounded Annual Growth Rate. Inception/Allotment date: 17-Oct-19. **Past performance may or may not be sustained in future and should not be used as a basis of comparison with other investments.** Since inception returns of the scheme is calculated on face value of Rs. 1,000 invested at inception. The performance details provided above are of Growth Option under Regular and Direct Plan. Different Plans i.e Regular Plan and Direct Plan under the scheme has different expense structure. \*Based on standard investment of Rs. 10,000 made at the beginning of the relevant period. Mr. Amit Garg is managing the scheme since June 8, 2020.



## Fund Performance as on September 30, 2025

Mahindra Manulife Short Duration Fund Managed by Mr. Rahul Pal	CAGR Returns (%)			Value of Investment of ₹ 10,000*			NAV / Index Value (as on September 30, 2025)
	1 Year	3 Years	Since Inception	1 Year (₹)	3 Years (₹)	Since Inception	
Regular Plan - Growth Option	7.42	7.17	5.75	10,742	12,312	12,932	12.9320
Direct Plan - Growth Option	8.47	8.22	6.77	10,847	12,676	13,520	13.5200
CRISIL Short Duration Debt A-II Index^	8.14	7.72	6.37	10,814	12,500	13,287	5,102.49
CRISIL 1 Yr T-Bill Index^^	6.78	7.05	5.79	10,678	12,271	12,960	7,874.14

<sup>A</sup>Benchmark <sup>^^</sup>Additional Benchmark. CAGR - Compounded Annual Growth Rate. Inception/Allotment date: 23-Feb-21. **Past performance may or may not be sustained in future and should not be used as a basis of comparison with other investments.** Since inception returns of the scheme is calculated on face value of Rs. 10 invested at inception. The performance details provided above are of Growth Option under Regular and Direct Plan. Different Plans i.e Regular Plan and Direct Plan under the scheme has different expense structure. \*Based on standard investment of Rs. 10,000 made at the beginning of the relevant period.

Mahindra Manulife Business Cycle Fund Managed by Mr. Krishna Sanghavi, Mr. Vishal Jajoo & Mr. Renjith Sivaram	CAGR Returns (%)		Value of Investment of ₹ 10,000*		NAV / Index Value (as on September 30, 2025)
	1 Year	Since Inception	1 Year (₹)	Since Inception	
Regular Plan - Growth Option	-10.11	21.49	8,989	14,917	14.4149
Direct Plan - Growth Option	-8.62	24.04	9,138	15,568	14.9396
Nifty 500 TRI^	-5.28	15.25	9,472	13,387	36,240.26
Nifty 50 TRI^^	-3.45	12.71	9,655	12,787	36,992.70

<sup>A</sup>Benchmark <sup>^^</sup>Additional Benchmark. CAGR - Compounded Annual Growth Rate. Inception/Allotment date: 11-Sep-23. **Past performance may or may not be sustained in future and should not be used as a basis of comparison with other investments.** Since inception returns of the scheme is calculated on face value of Rs. 10 invested at inception. The performance details provided above are of Growth Option under Regular and Direct Plan. Different Plans i.e Regular Plan and Direct Plan under the scheme has different expense structure. \*Based on standard investment of Rs. 10,000 made at the beginning of the relevant period. Mr. Vishal Jajoo is managing this scheme since May 02, 2025.

Mahindra Manulife Multi Asset Allocation Fund Managed by Mr. Renjith Sivaram (Equity) & Mr. Rahul Pal (Debt)	CAGR Returns (%)		Value of Investment of ₹ 10,000*		NAV / Index Value (as on September 30, 2025)
	1 Year	Since Inception	1 Year (₹)	Since Inception	
Regular Plan - Growth Option	9.16	16.07	10,916	12,589	12.5068
Direct Plan - Growth Option	10.96	18.14	11,096	12,938	12.8291
45% Nifty 500 TRI + 40% CRISIL Composite Bond Index + 10% Domestic Price of Physical Gold + 5% Domestic Price of Silver^	7.46	15.24	10,746	12,451	12.4238
Nifty 50 TRI^^	-3.45	9.13	9,655	11,445	36,992.70

<sup>A</sup>Benchmark <sup>^^</sup>Additional Benchmark. CAGR - Compounded Annual Growth Rate. Inception/Allotment date: 13-Mar-24. **Past performance may or may not be sustained in future and should not be used as a basis of comparison with other investments.** Since inception returns of the scheme is calculated on face value of Rs. 10 invested at inception. The performance details provided above are of Growth Option under Regular and Direct Plan. Different Plans i.e Regular Plan and Direct Plan under the scheme has different expense structure. \*Based on standard investment of Rs. 10,000 made at the beginning of the relevant period.

Mahindra Manulife Value Fund Managed by Mr. Krishna Sanghavi & Mr. Vishal Jajoo	Simple Annualised Returns (%)		Value of Investment of ₹ 10,000*		NAV / Index Value (as on September 30, 2025)
	6 Months	Since Inception	6 Months (₹)	Since Inception	
Regular Plan - Growth Option	13.56	19.37	10,680	11,067	11.2042
Direct Plan - Growth Option	15.48	21.38	10,776	11,173	11.3221
Nifty 500 TRI^	14.48	22.72	10,726	11,244	36,240.26
Nifty 50 TRI^^	11.03	19.42	10,553	11,070	36,992.70

<sup>A</sup>Benchmark <sup>^^</sup>Additional Benchmark. Inception/Allotment date: 03-Mar-25. **Past performance may or may not be sustained in future and should not be used as a basis of comparison with other investments.** Since inception returns of the scheme is calculated on face value of Rs. 10 invested at inception. The performance details provided above are of Growth Option under Regular and Direct Plan. Different Plans i.e Regular Plan and Direct Plan under the scheme has different expense structure. \*Based on standard investment of Rs. 10,000 made at the beginning of the relevant period. Simple annualized returns have been provided as per the extant guidelines since the scheme has completed 6 months but not 1 year.

**Note:** The performance data of Mahindra Manulife Banking & Financial Services Fund has not been provided as the scheme has not completed 6 months since inception. The said Scheme is managed by Mr. Vishal Jajoo & Mr. Chetan Sanjay Gindodia